

[54] **KEYBOARD CONSOLE**

[75] **Inventors:** Kevin P. McKinsey, Scotts Valley;
Hugh M. Lee, Sunnyvale, both of
Calif.

[73] **Assignee:** Atari, Inc., Sunnyvale, Calif.

[**] **Term:** 14 Years

[21] **Appl. No.:** 30,270

[22] **Filed:** Apr. 16, 1979

[51] **Int. Cl.** D14-02

[52] **U.S. Cl.** D14/102

[58] **Field of Search** D14/40-50;
D18/7, 11; 364/900, 410; 235/145 R; 340/365
R; 273/85 G, DIG. 28; D21/13

[56] **References Cited**

U.S. PATENT DOCUMENTS

D. 218,716	9/1970	Yotsukura	D18/7
D. 236,350	8/1975	Stoltz et al.	D18/7
D. 240,136	6/1976	Hazama	D18/7
4,095,791	6/1978	Smith et al.	273/85 G

Primary Examiner—Susan J. Lucas

Attorney, Agent, or Firm—Townsend and Townsend

[57] **CLAIM**

The ornamental design for a keyboard console, as shown and described.

DESCRIPTION

FIG. 1 is a perspective view of a keyboard console, showing our new design;

FIG. 2 is a top view of the console on an enlarged scale; FIG. 3 is a front view of the console on an enlarged scale;

FIG. 4 is a bottom view of the console on an enlarged scale;

FIG. 5 is a right side view of the console on an enlarged scale;

FIG. 6 is a left side view of the console on an enlarged scale;

FIG. 7 is a rear view of the console on an enlarged scale; and

FIG. 8 is a top view of the design shown in FIG. 2, illustrating removal of the top panel.






FIG. 1.




FIG. 2.




FIG. 3.

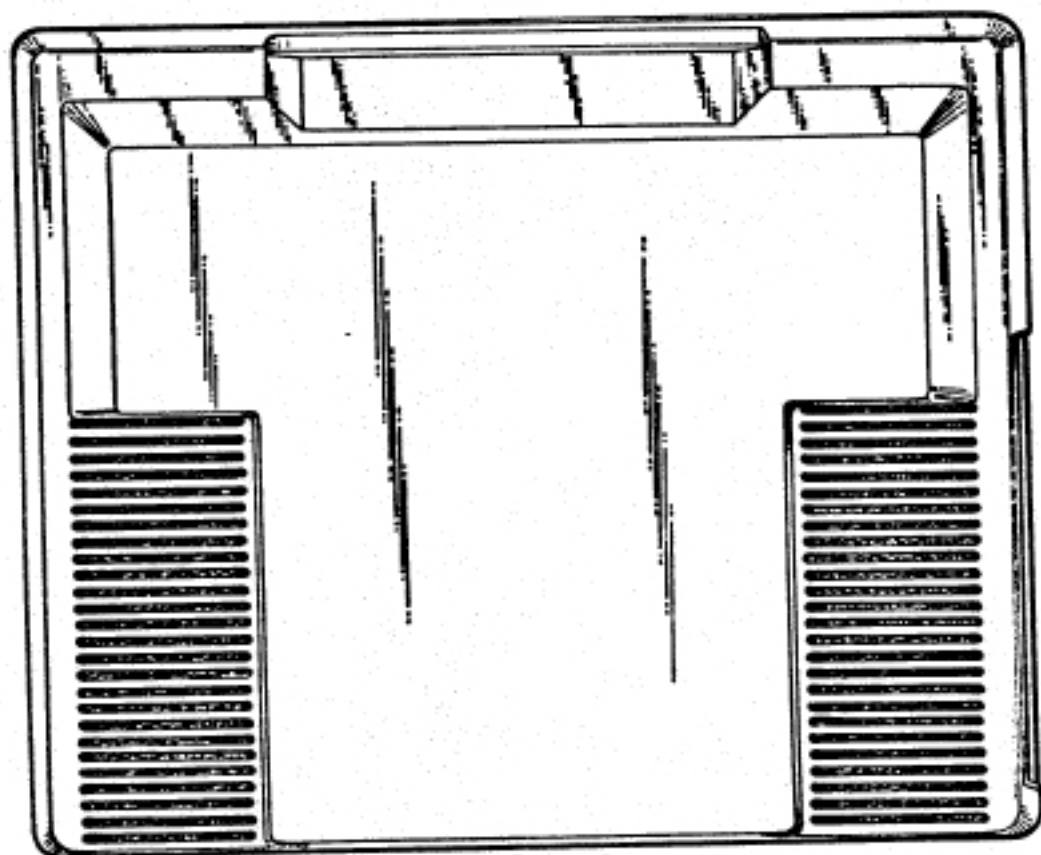


FIG. 4.

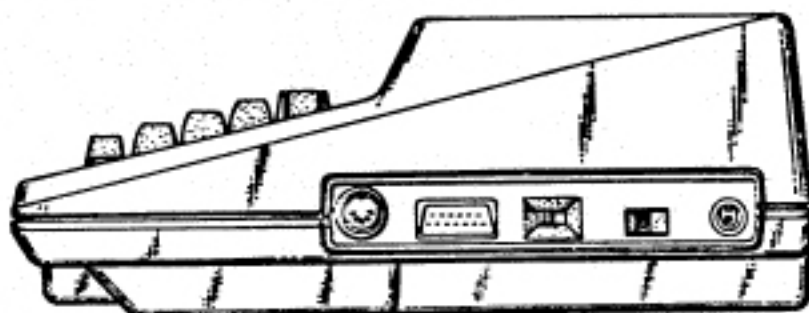


FIG. 5.

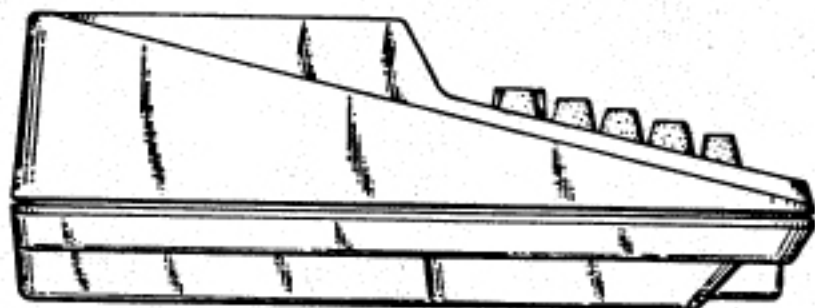


FIG. 6.

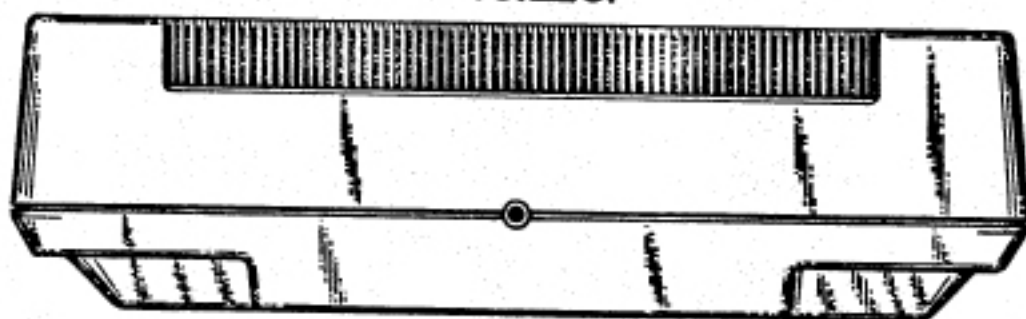


FIG. 7.