

[54] VIDEO GAME CARTRIDGE ASSEMBLY

[75] Inventors: Frederick W. Thompson, Soquel;  
Douglas A. Hardy, Portola Valley;  
James C. Asher, San Jose, all of Calif.

[73] Assignee: Atari, Inc., Sunnyvale, Calif.

[\*\*] Term: 14 Years

[21] Appl. No.: 801,156

[22] Filed: May 27, 1977

[51] Int. Cl. D16-05; D16-99

[52] U.S. Cl. D14/11

[58] Field of Search D34/5 R; D14/11;  
D87/1 D; 360/132, 134, 93; 206/387; 242/199,  
198; 354/340

D. 248,470 7/1978 Talesfore ..... D14/11

Primary Examiner—Bernard Ansher  
Attorney, Agent, or Firm—Stephen S. Townsend

[57] CLAIM

the ornamental design for a video game cartridge assembly, as shown and described.

DESCRIPTION

FIG. 1 is a perspective view of a video game cartridge assembly showing our new design;

FIG. 2 is a rear elevational view of the video game cartridge assembly shown in FIG. 1;

FIG. 3 is a right side elevational view of the video game cartridge assembly shown in FIG. 1;

FIG. 4 is a rear elevational view of the video game cartridge assembly shown in FIG. 1;

FIG. 5 is a top plan view of the video game cartridge assembly shown in FIG. 1; and

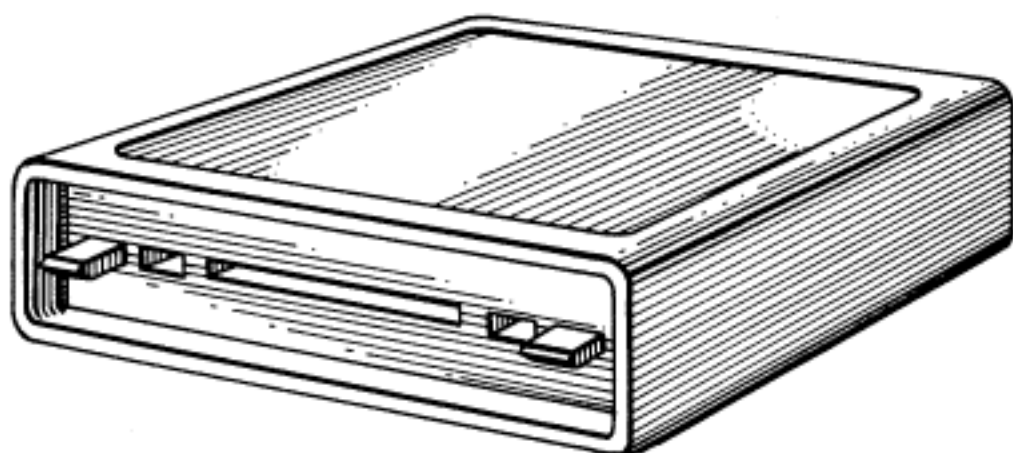
FIG. 6 is a bottom plan view of the video game cartridge assembly shown in FIG. 1.

The left side elevation of the video game cartridge assembly is identical to the right side.

[56] References Cited

U.S. PATENT DOCUMENTS

D. 228,789	10/1973	Koni	.....	D14/11
D. 239,736	4/1976	Dudley et al.	.....	D14/11
D. 244,202	5/1977	Corrado et al.	.....	D14/11



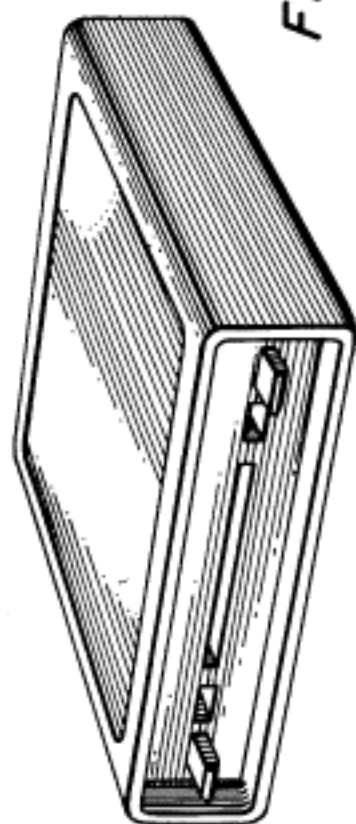


FIG. 1




FIG. 2




FIG. 3

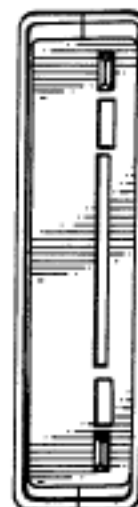


FIG. 4




FIG. 5




FIG. 6